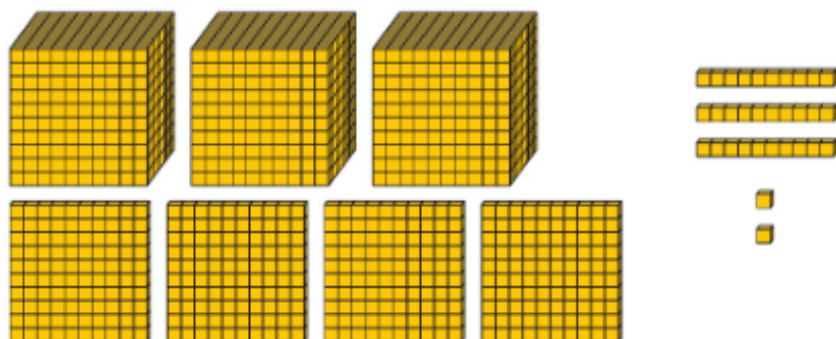


End of unit check



1 What number is represented?



- A 4,332 B 7,023 C 3,423 D 3,432

2 Round the number to the nearest 100.



- A 5,050 B 5,100 C 5,200 D 5,000

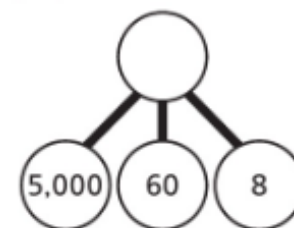
3 What time is shown on the clock?

- A half past 1
B half past 2
C 6 o'clock
D 5 minutes past 6

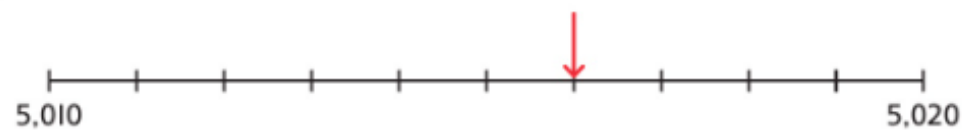


4 What number does the part-whole model show?

- A Five hundred and sixty-eight
B Five thousand and sixty-eight
C 5,000,608
D 568



5 What number is the arrow pointing to?



- A 5,106 B 5,015 C 5,506 D 5,016

6 Use three of the digit cards to make the number shown on the number line.

